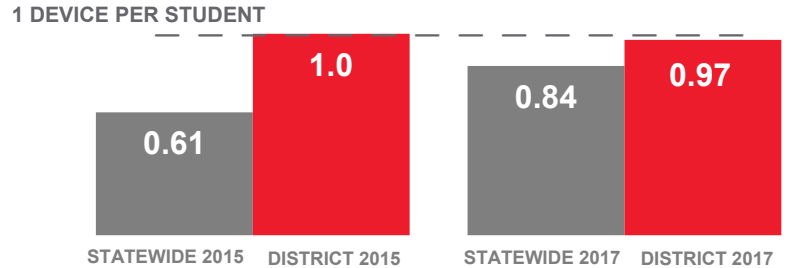


WASATCH SCHOOL DISTRICT

DISTRICT FACTS

Population	27,895
Student Body Size	7,099
Number of Schools	9
Urban or Rural	Rural
Median Household Income	\$71,337
Poverty Rate	8.8%
Free Reduced Lunch Eligible	35.2%

COMPUTING DEVICES PER STUDENT



2017

1.3 Access Points Per Classroom

Compared to 0.82 Statewide

2015

0.74 Access Points Per Classroom

Compared to 0.58 Statewide

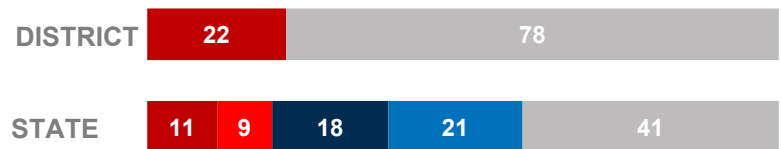
Optimal AP distribution is best determined through proper wireless engineering. The ratio of APs to classrooms will vary according to the characteristics of the equipment and school construction.

COMPUTING DEVICES USED IN SCHOOLS


	Student Use	Teacher/ Admin Use	Change in the # of Devices Since 2015
Desktops Windows OS	179	105	-360
Laptops Windows OS	6,441	453	349
Desktops Mac	106	10	24
Laptops Mac	0	30	22
Chromebooks Google	0	0	0
Tablets Windows	0	0	0
Tablets Android	0	0	0
Tablets IOS	144	245	115

AGE OF NETWORKING GEAR IN SCHOOLS

AVERAGE AGE OF WIRED GEAR (%)



AVERAGE AGE OF WIRELESS GEAR (%)



■ Less Than 1 Yr. Old
 ■ 1 Year Old
 ■ 2 Years Old
■ 3 Years Old
 ■ 4+ Years Old
 ■ Unknown