

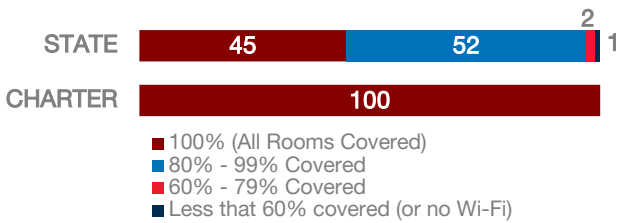
## Moab Charter School

### CHARTER FACTS

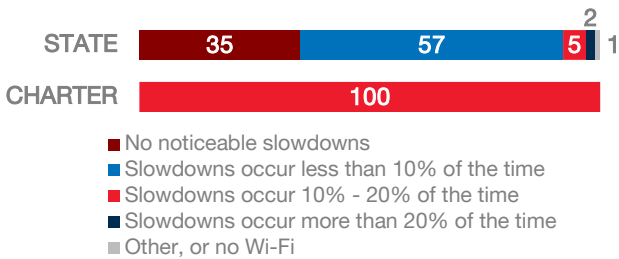
Area Population	N/A
Enrollment	78
Number of Schools	1
Urban or Rural	Rural
Median Household Income	N/A
Poverty Rate	N/A

### WI-FI NETWORKS

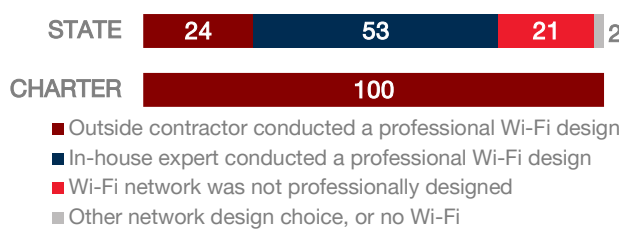
#### WI-FI COVERAGE REPORTED BY SCHOOLS (%)



#### SCHOOLS EXPERIENCING DECLINES IN WI-FI SERVICE SPEEDS DURING SCHOOLTIME (%)



#### HOW SCHOOL WI-FI NETWORKS WERE DESIGNED

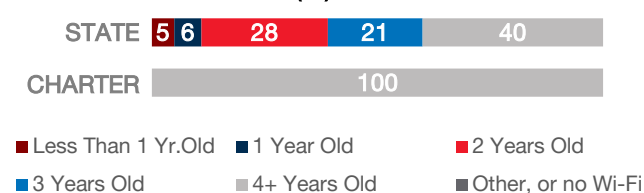


### NETWORK GEAR IN SCHOOLS

#### AGE OF WIRELESS GEAR (%)

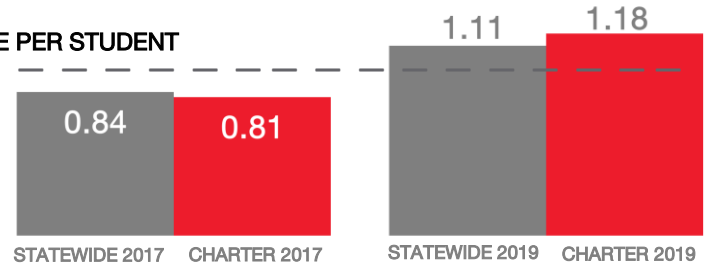


#### AGE OF WIRED GEAR (%)



### COMPUTING DEVICES PER STUDENT

#### 1 DEVICE PER STUDENT

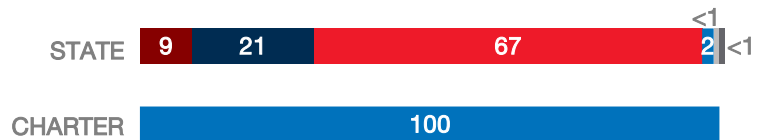


### COMPUTING DEVICES USED IN SCHOOLS

Device Type	Student Use	Teacher/Admin Use	Change in the # of Devices Since 2017	Percent Change Since 2017
Desktops   Windows OS	0	1	-40	-98%
Laptops   Windows OS	0	8	-17	-68%
Desktops   Mac	0	0	0	N/A
Laptops   Mac	0	2	0	0%
Chromebooks   Google	77	0	52	208%
Tablets   Windows	0	0	0	N/A
Tablets   Android	0	0	0	N/A
Tablets   IOS	0	5	0	0%

### MOBILE DEPLOYMENT

#### WIRELESS DEVICE POLICIES AT SCHOOLS (%)



### FULL-TIME EQUIVALENT (FTE) TECHNICAL SUPPORT STAFF IN UTAH SCHOOLS

