

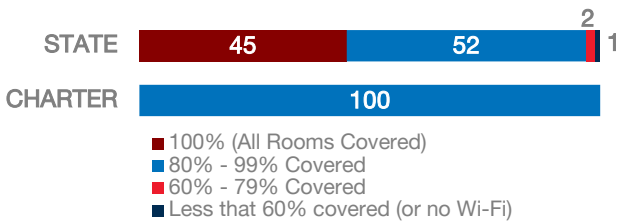
Rockwell Charter High School

CHARTER FACTS

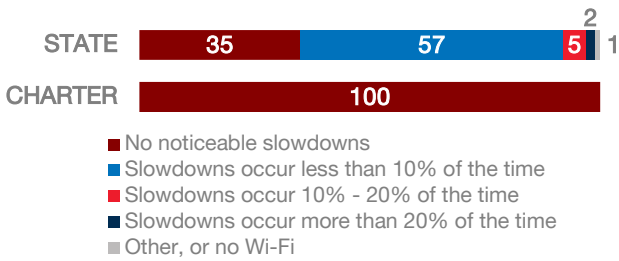
| | |
|-------------------------|-------|
| Area Population | N/A |
| Enrollment | 456 |
| Number of Schools | 1 |
| Urban or Rural | Urban |
| Median Household Income | N/A |
| Poverty Rate | N/A |

WI-FI NETWORKS

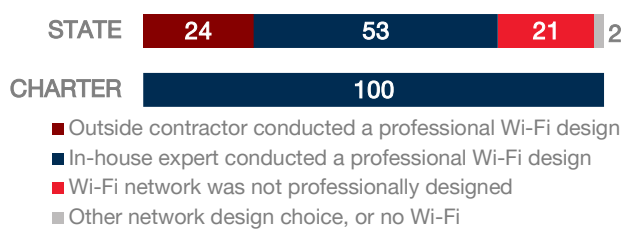
WI-FI COVERAGE REPORTED BY SCHOOLS (%)



SCHOOLS EXPERIENCING DECLINES IN WI-FI SERVICE SPEEDS DURING SCHOOLTIME (%)



HOW SCHOOL WI-FI NETWORKS WERE DESIGNED

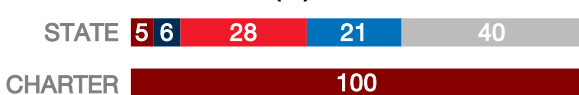


NETWORK GEAR IN SCHOOLS

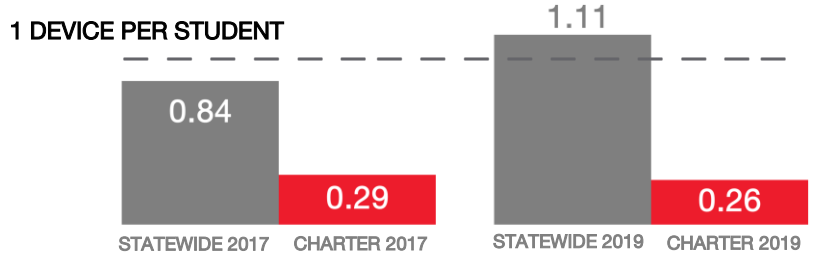
AGE OF WIRELESS GEAR (%)



AGE OF WIRED GEAR (%)



COMPUTING DEVICES PER STUDENT

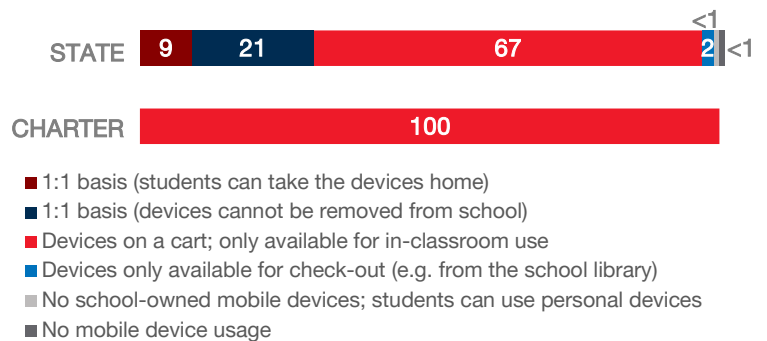


COMPUTING DEVICES USED IN SCHOOLS

| Device Type | Student Use | Teacher/Admin Use | Change in the # of Devices Since 2017 | Percent Change Since 2017 |
|-----------------------|-------------|-------------------|---------------------------------------|---------------------------|
| Desktops Windows OS | 18 | 1 | 0 | 0% |
| Laptops Windows OS | 0 | 4 | -25 | -86% |
| Desktops Mac | 50 | 35 | 0 | 0% |
| Laptops Mac | 30 | 1 | 1 | 3% |
| Chromebooks Google | 10 | 0 | -3 | -23% |
| Tablets Windows | 0 | 0 | 0 | N/A |
| Tablets Android | 0 | 0 | 0 | N/A |
| Tablets IOS | 10 | 10 | 10 | 100% |

MOBILE DEPLOYMENT

WIRELESS DEVICE POLICIES AT SCHOOLS (%)



FULL-TIME EQUIVALENT (FTE) TECHNICAL SUPPORT STAFF IN UTAH SCHOOLS

