

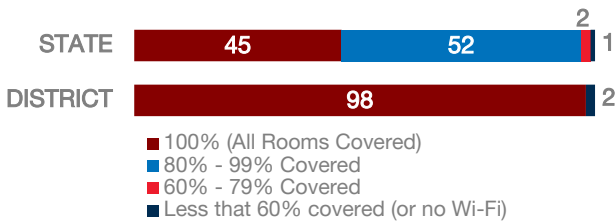
## Canyons School District

### DISTRICT FACTS

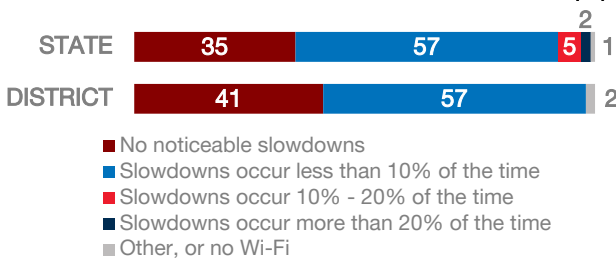
Area Population	218,404
Enrollment	34,134
Number of Schools	49
Urban or Rural	Urban
Median Household Income	\$85,585
Poverty Rate	6.9%

### WI-FI NETWORKS

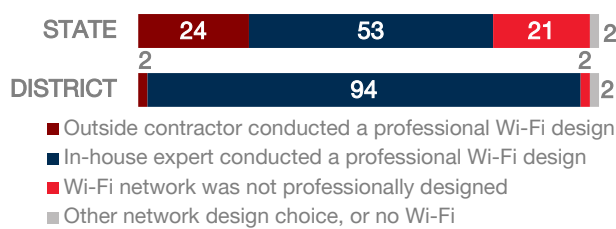
#### WI-FI COVERAGE REPORTED BY SCHOOLS (%)



#### SCHOOLS EXPERIENCING DECLINES IN WI-FI SERVICE SPEEDS DURING SCHOOLTIME (%)

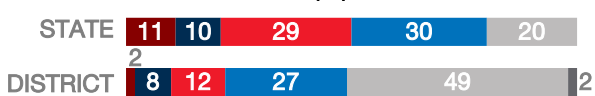


#### HOW SCHOOL WI-FI NETWORKS WERE DESIGNED

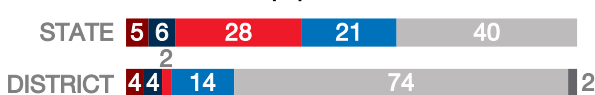


### NETWORK GEAR IN SCHOOLS

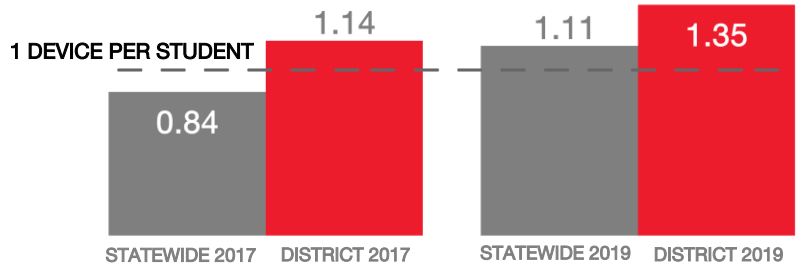
#### AGE OF WIRELESS GEAR (%)



#### AGE OF WIRED GEAR (%)



### COMPUTING DEVICES PER STUDENT



### COMPUTING DEVICES USED IN SCHOOLS

Device Type	Student Use	Teacher/Admin Use	Change in the # of Devices Since 2017	Percent Change Since 2017
Desktops   Windows OS	3,087	558	-308	-8%
Laptops   Windows OS	499	445	36	4%
Desktops   Mac	2,087	396	-244	-9%
Laptops   Mac	2,009	2,225	-1,031	-20%
Chromebooks   Google	29,820	50	8,265	38%
Tablets   Windows	0	6	-2	-25%
Tablets   Android	22	13	-127	-78%
Tablets   IOS	8,574	1,748	1,262	14%

### MOBILE DEPLOYMENT

#### WIRELESS DEVICE POLICIES AT SCHOOLS (%)



### FULL-TIME EQUIVALENT (FTE) TECHNICAL SUPPORT STAFF IN UTAH SCHOOLS

