

C. S. LEWIS ACADEMY

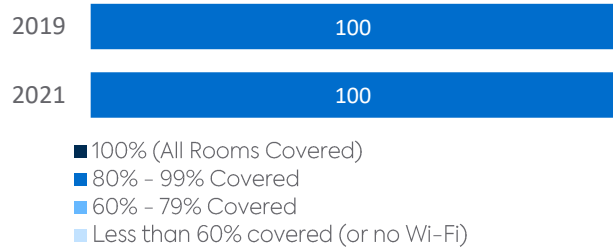
CHARTER FACTS

ENROLLMENT 304
 NUMBER OF SCHOOLS 1
 ESTIMATED % OF STUDENTS WITH INADEQUATE HOME INTERNET SERVICE 20%
 % OF STUDENTS RECEIVING REMOTE INTERNET ACCESS SOLUTIONS OR SERVICE 50%

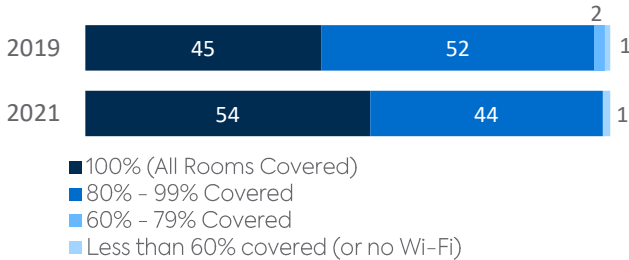
WI-FI NETWORKS

Wi-Fi Coverage Reported by Schools (%)

Charter Coverage




Statewide Coverage



Age of Wi-Fi Access Points Reported by Schools (%)

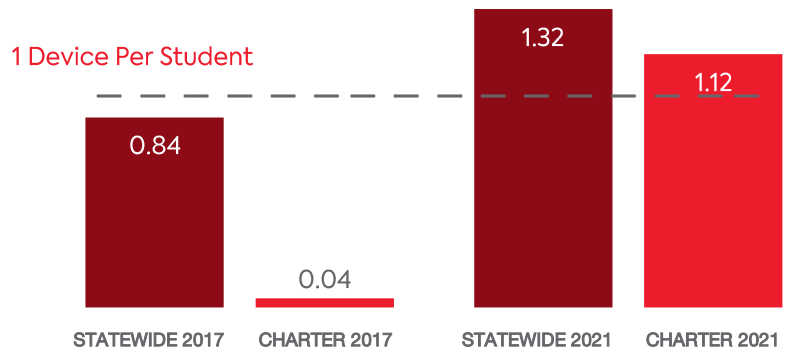
Charter Coverage



Statewide Coverage



COMPUTING DEVICES PER STUDENT



COMPUTING DEVICES USED IN SCHOOLS

	Student Use	Teacher/ Admin Use	Change in the # of Devices Since 2017	Percent Change Since 2017	Percent Change Statewide
DESKTOPS WINDOWS OS	0	15	-11	-42%	-30%
LAPTOPS WINDOWS OS	0	35	+21	150%	112%
DESKTOPS MAC	0	0	0	N/A	-25%
LAPTOPS MAC	0	0	0	N/A	3%
CHROMEBOOKS GOOGLE	306	0	+292	2086%	126%
TABLETS WINDOWS	0	0	0	N/A	86%
TABLETS ANDROID	30	0	+30	N/A	-23%
TABLETS IOS	5	5	+10	N/A	21%
OTHER DEVICES	0	0	0	N/A	-88%
ALL COMPUTING DEVICES	341	55	+342	633%	59%

MOBILE DEPLOYMENT

Wireless Device Policies at Schools (%)



- 1:1 basis (students can take the devices home)
- 1:1 basis (devices cannot be removed from school)
- Devices on a cart; only available for in-classroom use
- Devices only available for check-out (e.g. from the school library)
- No school-owned mobile devices; students can use personal devices
- No mobile device usage

FULL-TIME EQUIVALENT (FTE) TECHNICAL SUPPORT STAFF IN UTAH SCHOOLS

