

## LEADERSHIP ACADEMY OF UTAH

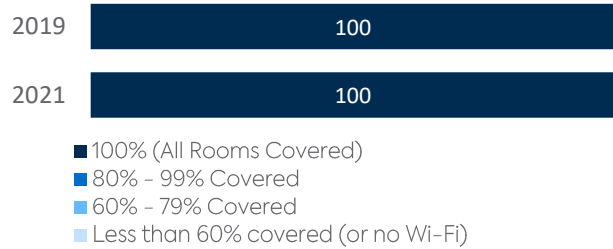
### CHARTER FACTS

ENROLLMENT ..... 503  
 NUMBER OF SCHOOLS ..... 1  
 ESTIMATED % OF STUDENTS WITH INADEQUATE HOME INTERNET SERVICE ..... 0%  
 % OF STUDENTS RECEIVING REMOTE INTERNET ACCESS SOLUTIONS OR SERVICE ..... 100%

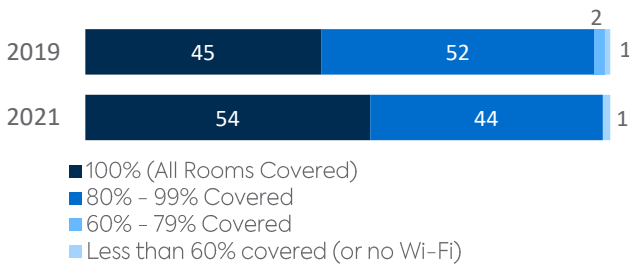
### WI-FI NETWORKS

#### Wi-Fi Coverage Reported by Schools (%)

#### Charter Coverage

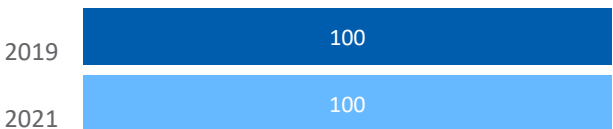


#### Statewide Coverage



#### Age of Wi-Fi Access Points Reported by Schools (%)

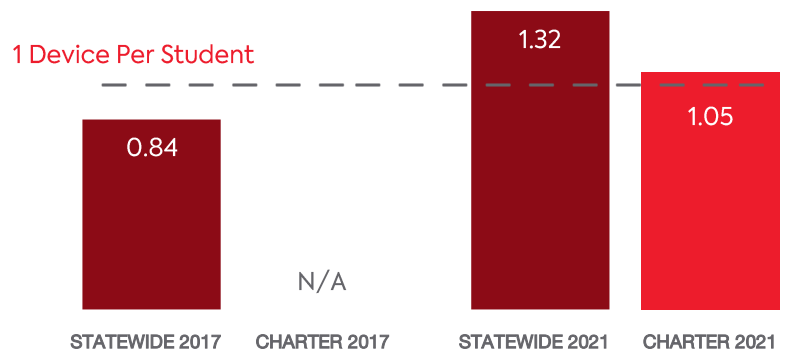
#### Charter Coverage



#### Statewide Coverage



### COMPUTING DEVICES PER STUDENT

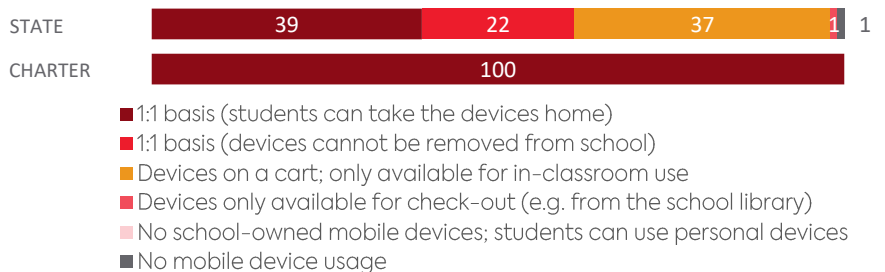


### COMPUTING DEVICES USED IN SCHOOLS

	Student Use	Teacher/Admin Use	Change in the # of Devices Since 2017	Percent Change Since 2017	Percent Change Statewide
DESKTOPS   WINDOWS OS	0	1	+1	N/A	-30%
LAPTOPS   WINDOWS OS	280	20	+300	N/A	112%
DESKTOPS   MAC	0	5	+5	N/A	-25%
LAPTOPS   MAC	0	5	+5	N/A	3%
CHROMEBOOKS   GOOGLE	250	5	+255	N/A	126%
TABLETS   WINDOWS	0	0	0	N/A	86%
TABLETS   ANDROID	0	3	+3	N/A	-23%
TABLETS   IOS	0	1	+1	N/A	21%
OTHER DEVICES	0	0	0	N/A	-88%
<b>ALL COMPUTING DEVICES</b>	<b>530</b>	<b>40</b>	<b>+570</b>	<b>N/A</b>	<b>59%</b>

### MOBILE DEPLOYMENT

#### Wireless Device Policies at Schools (%)



### FULL-TIME EQUIVALENT (FTE) TECHNICAL SUPPORT STAFF IN UTAH SCHOOLS

