

RENAISSANCE ACADEMY

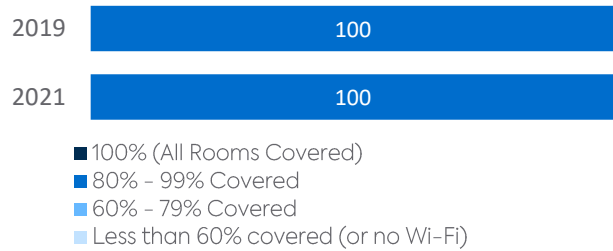
CHARTER FACTS

ENROLLMENT	757
NUMBER OF SCHOOLS	1
ESTIMATED % OF STUDENTS WITH INADEQUATE HOME INTERNET SERVICE	2%
% OF STUDENTS RECEIVING REMOTE INTERNET ACCESS SOLUTIONS OR SERVICE	0%

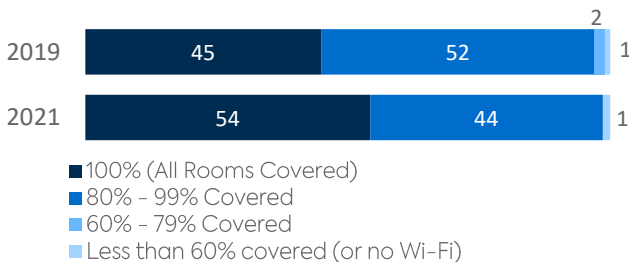
WI-FI NETWORKS

Wi-Fi Coverage Reported by Schools (%)

Charter Coverage




Statewide Coverage

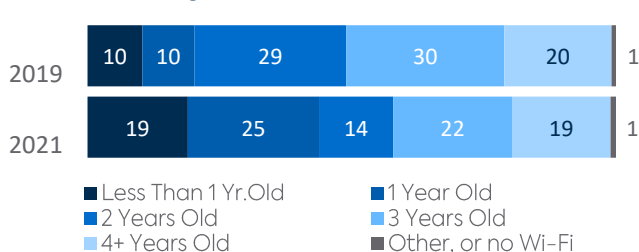


Age of Wi-Fi Access Points Reported by Schools (%)

Charter Coverage

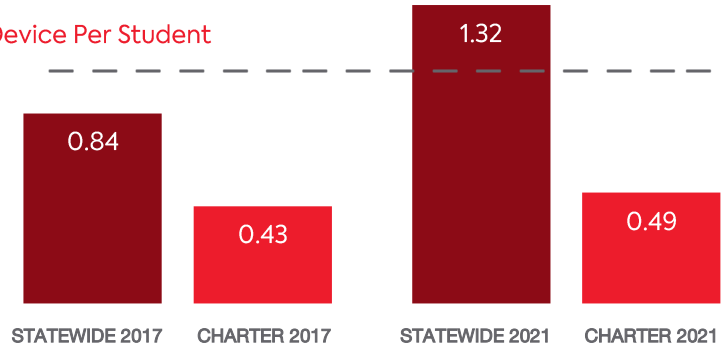


Statewide Coverage



COMPUTING DEVICES PER STUDENT

1 Device Per Student



COMPUTING DEVICES USED IN SCHOOLS

Device Type	Student Use	Teacher/Admin Use	Change in the # of Devices Since 2017	Percent Change Since 2017	Percent Change Statewide
DESKTOPS WINDOWS OS	10	10	-12	-38%	-30%
LAPTOPS WINDOWS OS	6	65	+1	1%	112%
DESKTOPS MAC	0	0	-25	-100%	-25%
LAPTOPS MAC	0	0	0	N/A	3%
CHROMEBOOKS GOOGLE	350	0	+206	143%	126%
TABLETS WINDOWS	0	0	0	N/A	86%
TABLETS ANDROID	0	0	0	N/A	-23%
TABLETS IOS	4	0	-182	-98%	21%
OTHER DEVICES	0	0	0	N/A	-88%
ALL COMPUTING DEVICES	370	75	-12	-3%	59%

MOBILE DEPLOYMENT

Wireless Device Policies at Schools (%)



- 1:1 basis (students can take the devices home)
- 1:1 basis (devices cannot be removed from school)
- Devices on a cart; only available for in-classroom use
- Devices only available for check-out (e.g. from the school library)
- No school-owned mobile devices; students can use personal devices
- No mobile device usage

FULL-TIME EQUIVALENT (FTE) TECHNICAL SUPPORT STAFF IN UTAH SCHOOLS

