

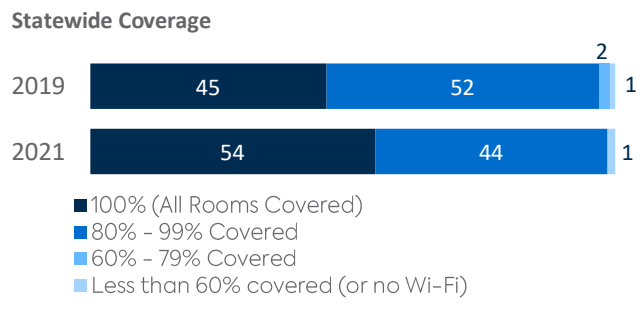
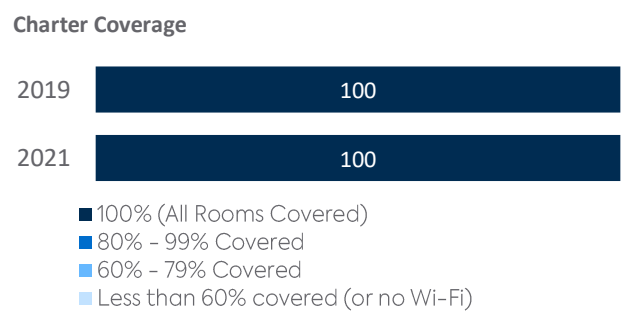
VISTA AT ENTRADA SCHOOL OF PERFORMING ARTS & TECHNOLOGY

CHARTER FACTS

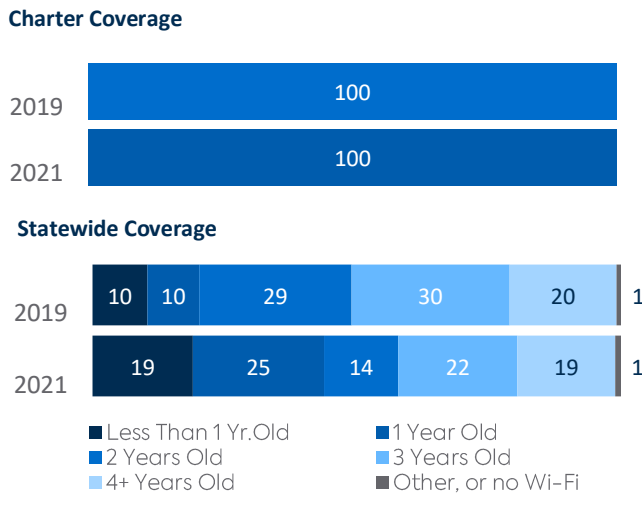
ENROLLMENT.....1,099
 NUMBER OF SCHOOLS.....1
 ESTIMATED % OF STUDENTS WITH INADEQUATE HOME INTERNET SERVICE1%
 % OF STUDENTS RECEIVING REMOTE INTERNET ACCESS SOLUTIONS OR SERVICE.....0%

WI-FI NETWORKS

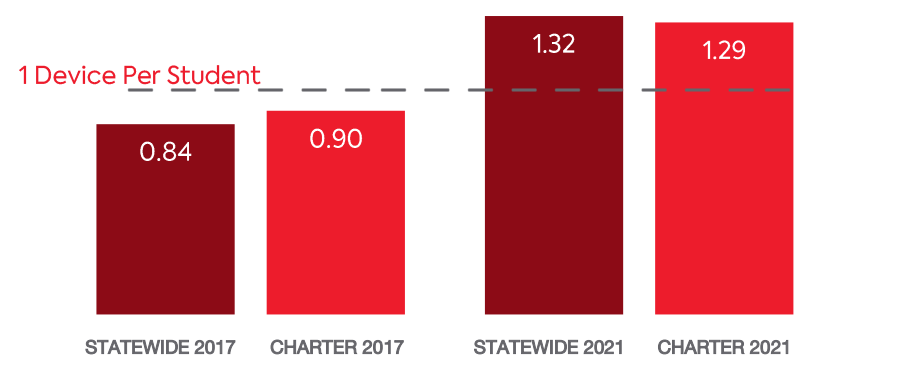
Wi-Fi Coverage Reported by Schools (%)



Age of Wi-Fi Access Points Reported by Schools (%)



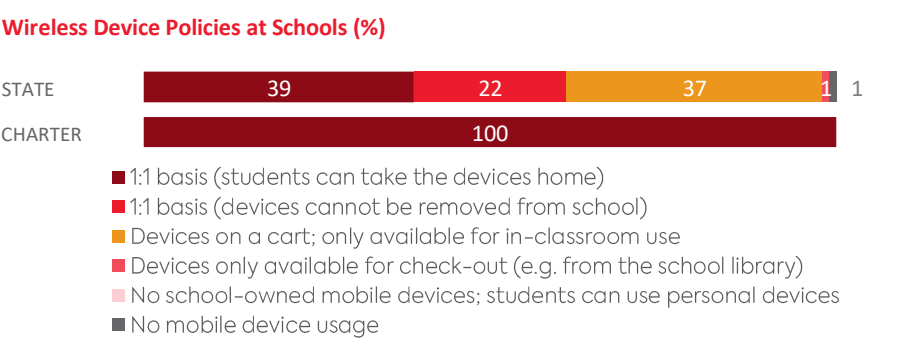
COMPUTING DEVICES PER STUDENT



COMPUTING DEVICES USED IN SCHOOLS

	Student Use	Teacher/Admin Use	Change in the # of Devices Since 2017	Percent Change Since 2017	Percent Change Statewide
DESKTOPS WINDOWS OS	30	4	+32	1600%	-30%
LAPTOPS WINDOWS OS	0	5	+5	N/A	112%
DESKTOPS MAC	60	9	0	0%	-25%
LAPTOPS MAC	30	80	+11	11%	3%
CHROMEBOOKS GOOGLE	1,200	20	+582	91%	126%
TABLETS WINDOWS	0	0	0	N/A	86%
TABLETS ANDROID	0	0	0	N/A	-23%
TABLETS IOS	90	20	+21	24%	21%
OTHER DEVICES	10	0	0	N/A	-88%
ALL COMPUTING DEVICES	1,420	138	+661	74%	59%

MOBILE DEPLOYMENT



FULL-TIME EQUIVALENT (FTE) TECHNICAL SUPPORT STAFF IN UTAH SCHOOLS

