

WEILENMANN SCHOOL OF DISCOVERY (K-8)

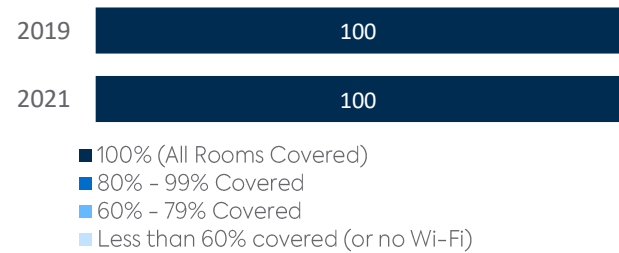
CHARTER FACTS

ENROLLMENT..... 537
 NUMBER OF SCHOOLS.....1
 ESTIMATED % OF STUDENTS WITH INADEQUATE HOME INTERNET SERVICE0%
 % OF STUDENTS RECEIVING REMOTE INTERNET ACCESS SOLUTIONS OR SERVICE.....0%

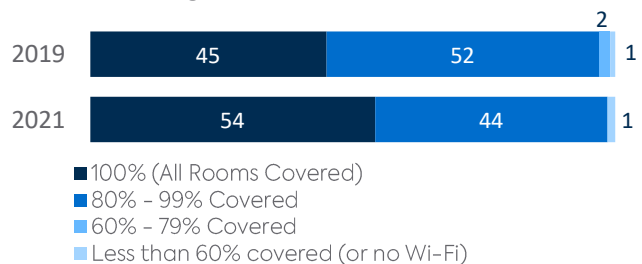
WI-FI NETWORKS

Wi-Fi Coverage Reported by Schools (%)

Charter Coverage

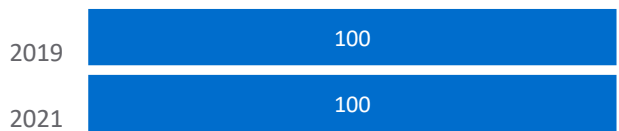


Statewide Coverage

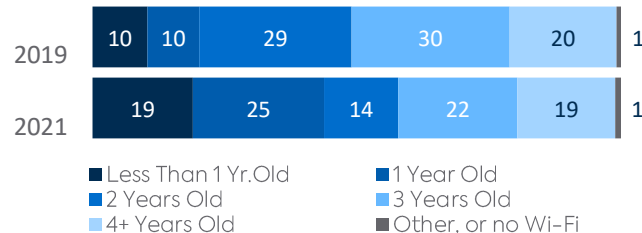


Age of Wi-Fi Access Points Reported by Schools (%)

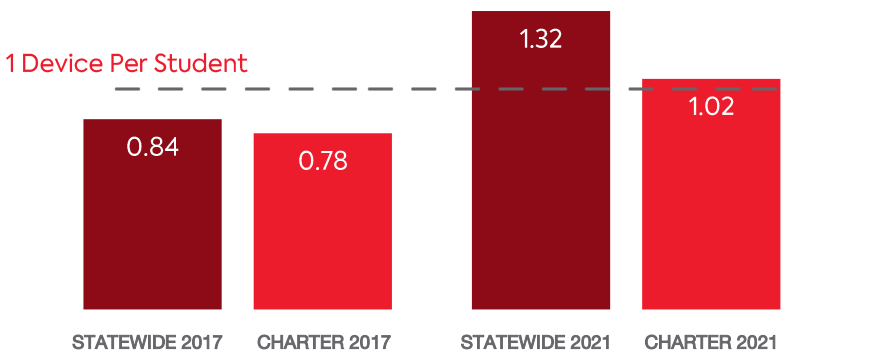
Charter Coverage



Statewide Coverage



COMPUTING DEVICES PER STUDENT

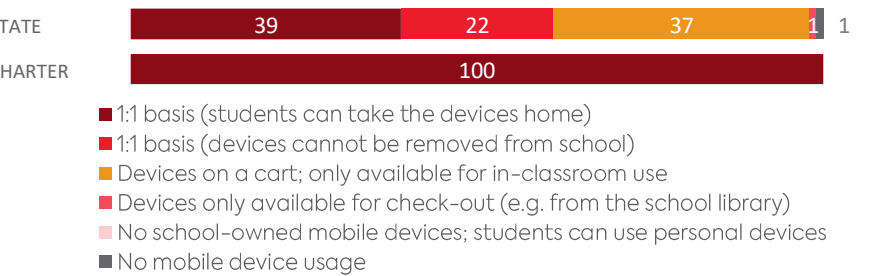


COMPUTING DEVICES USED IN SCHOOLS

	Student Use	Teacher/Admin Use	Change in the # of Devices Since 2017	Percent Change Since 2017	Percent Change Statewide
DESKTOPS WINDOWS OS	0	1	0	0%	-30%
LAPTOPS WINDOWS OS	0	0	0	N/A	112%
DESKTOPS MAC	0	3	-1	-25%	-25%
LAPTOPS MAC	0	0	0	N/A	3%
CHROMEBOOKS GOOGLE	537	45	+82	16%	126%
TABLETS WINDOWS	0	0	0	N/A	86%
TABLETS ANDROID	0	0	0	N/A	-23%
TABLETS IOS	12	12	-4	-14%	21%
OTHER DEVICES	0	0	0	N/A	-88%
ALL COMPUTING DEVICES	549	61	+77	14%	59%

MOBILE DEPLOYMENT

Wireless Device Policies at Schools (%)



FULL-TIME EQUIVALENT (FTE) TECHNICAL SUPPORT STAFF IN UTAH SCHOOLS

