

## EMERY COUNTY SCHOOL DISTRICT

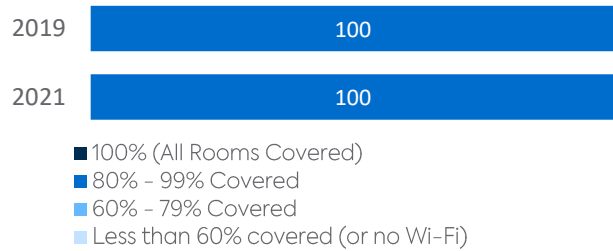
### DISTRICT FACTS

ENROLLMENT .....2,264  
 NUMBER OF SCHOOLS .....10  
 ESTIMATED % OF STUDENTS WITH INADEQUATE HOME INTERNET SERVICE ..... 50%  
 % OF STUDENTS RECEIVING REMOTE INTERNET ACCESS SOLUTIONS OR SERVICE ..... 10%

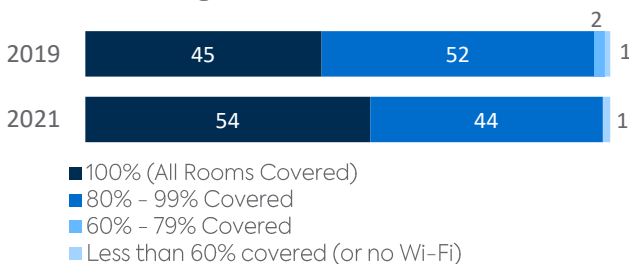
### WI-FI NETWORKS

#### Wi-Fi Coverage Reported by Schools (%)

#### District Coverage




#### Statewide Coverage



#### Age of Wi-Fi Access Points Reported by Schools (%)

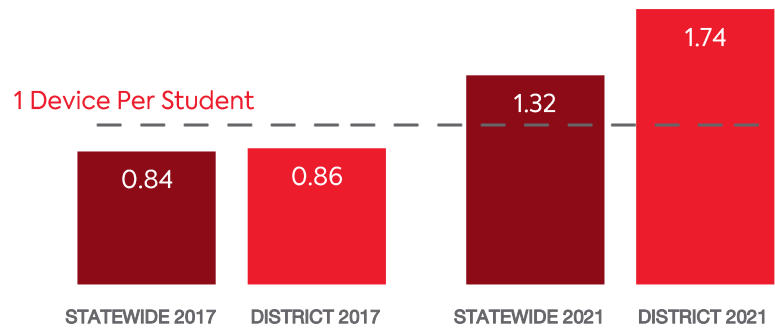
#### District Coverage



#### Statewide Coverage



### COMPUTING DEVICES PER STUDENT



### COMPUTING DEVICES USED IN SCHOOLS

	Student Use	Teacher/ Admin Use	Change in the # of Devices Since 2017	Percent Change Since 2017	Percent Change Statewide
DESKTOPS   WINDOWS OS	880	238	+129	13%	-30%
LAPTOPS   WINDOWS OS	6	36	+3	8%	112%
DESKTOPS   MAC	10	9	-28	-60%	-25%
LAPTOPS   MAC	0	4	-7	-64%	3%
CHROMEBOOKS   GOOGLE	2,686	10	+1,973	273%	126%
TABLETS   WINDOWS	0	0	0	N/A	86%
TABLETS   ANDROID	5	0	0	0%	-23%
TABLETS   IOS	272	0	-171	-39%	21%
OTHER DEVICES	80	0	80	N/A	-88%
<b>ALL COMPUTING DEVICES</b>	<b>3,939</b>	<b>297</b>	<b>+1,979</b>	<b>88%</b>	<b>59%</b>

### MOBILE DEPLOYMENT

#### Wireless Device Policies at Schools (%)



- 1:1 basis (students can take the devices home)
- 1:1 basis (devices cannot be removed from school)
- Devices on a cart; only available for in-classroom use
- Devices only available for check-out (e.g. from the school library)
- No school-owned mobile devices; students can use personal devices
- No mobile device usage

### FULL-TIME EQUIVALENT (FTE) TECHNICAL SUPPORT STAFF IN UTAH SCHOOLS

