

NEBO SCHOOL DISTRICT

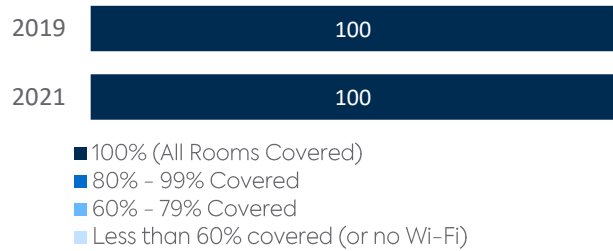
DISTRICT FACTS

ENROLLMENT35,053
 NUMBER OF SCHOOLS46
 ESTIMATED % OF STUDENTS WITH INADEQUATE HOME INTERNET SERVICE10.4%
 % OF STUDENTS RECEIVING REMOTE INTERNET ACCESS SOLUTIONS OR SERVICE0%

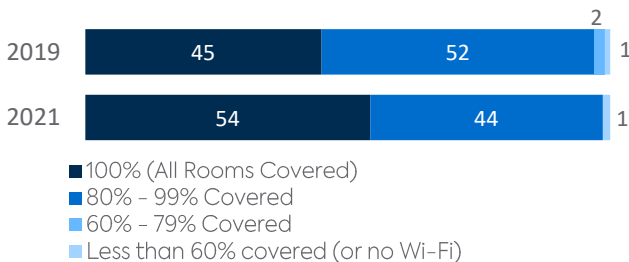
WI-FI NETWORKS

Wi-Fi Coverage Reported by Schools (%)

District Coverage

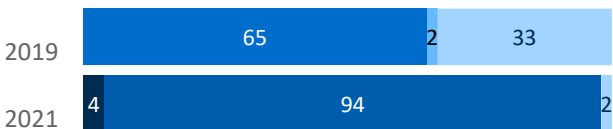


Statewide Coverage

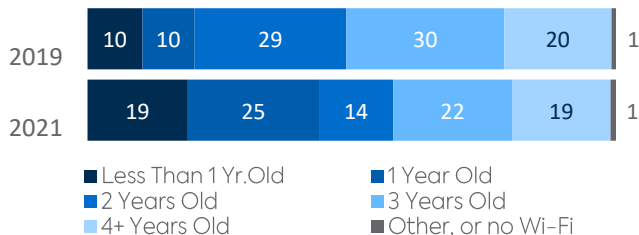


Age of Wi-Fi Access Points Reported by Schools (%)

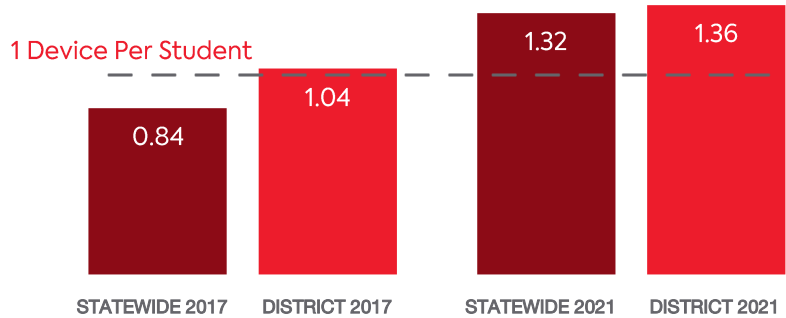
District Coverage



Statewide Coverage



COMPUTING DEVICES PER STUDENT



COMPUTING DEVICES USED IN SCHOOLS

	Student Use	Teacher/Admin Use	Change in the # of Devices Since 2017	Percent Change Since 2017	Percent Change Statewide
DESKTOPS WINDOWS OS	5,104	2,245	-2,432	-25%	-30%
LAPTOPS WINDOWS OS	30	323	+143	68%	112%
DESKTOPS MAC	200	2	+2	1%	-25%
LAPTOPS MAC	5	122	+127	N/A	3%
CHROMEBOOKS GOOGLE	38,637	0	+15,439	67%	126%
TABLETS WINDOWS	0	0	0	N/A	86%
TABLETS ANDROID	0	0	0	N/A	-23%
TABLETS IOS	3,868	2,203	+761	14%	21%
OTHER DEVICES	0	0	0	N/A	-88%
ALL COMPUTING DEVICES	47,844	4,895	+14,040	36%	59%

MOBILE DEPLOYMENT

Wireless Device Policies at Schools (%)



FULL-TIME EQUIVALENT (FTE) TECHNICAL SUPPORT STAFF IN UTAH SCHOOLS

