

## WEBER SCHOOL DISTRICT

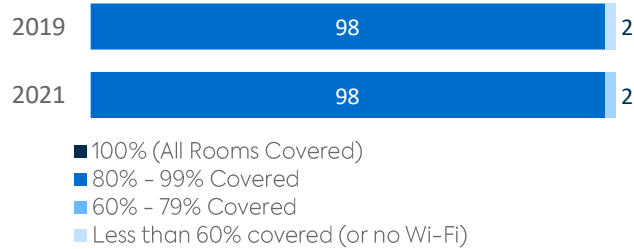
### DISTRICT FACTS

ENROLLMENT.....32,809  
 NUMBER OF SCHOOLS.....47  
 ESTIMATED % OF STUDENTS WITH INADEQUATE HOME INTERNET SERVICE .....26.2%  
 % OF STUDENTS RECEIVING REMOTE INTERNET ACCESS SOLUTIONS OR SERVICE.....1%

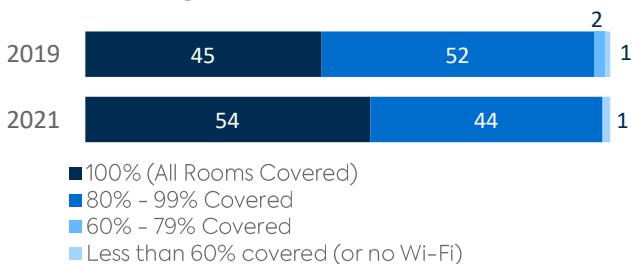
### WI-FI NETWORKS

#### Wi-Fi Coverage Reported by Schools (%)

#### District Coverage

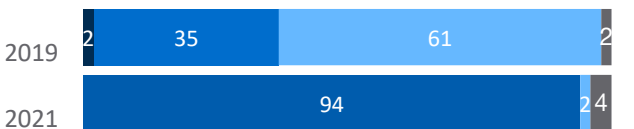


#### Statewide Coverage

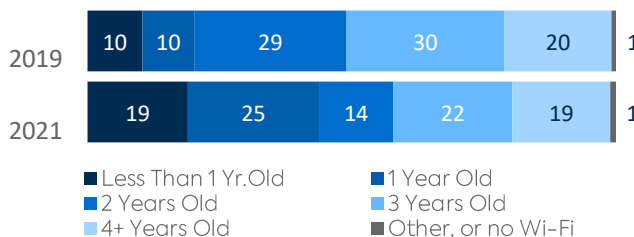


#### Age of Wi-Fi Access Points Reported by Schools (%)

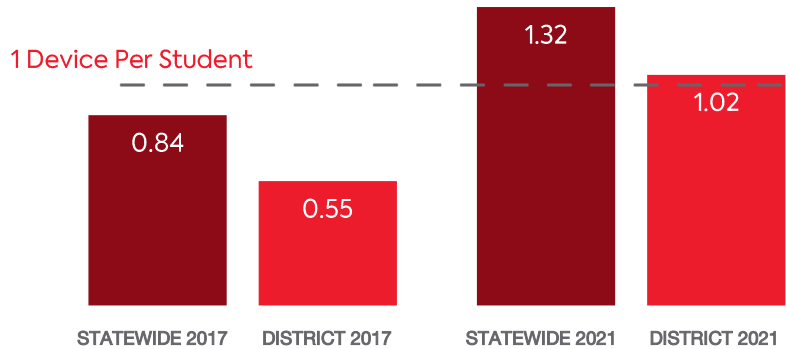
#### District Coverage



#### Statewide Coverage



### COMPUTING DEVICES PER STUDENT

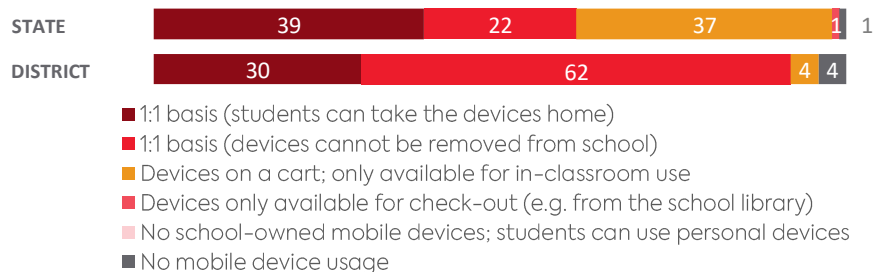


### COMPUTING DEVICES USED IN SCHOOLS

	Student Use	Teacher/Admin Use	Change in the # of Devices Since 2017	Percent Change Since 2017	Percent Change Statewide
DESKTOPS   WINDOWS OS	2,193	2,457	-2,177	-32%	-30%
LAPTOPS   WINDOWS OS	0	206	-171	-45%	112%
DESKTOPS   MAC	0	0	0	N/A	-25%
LAPTOPS   MAC	0	0	0	N/A	3%
CHROMEBOOKS   GOOGLE	29,637	1,274	+19,377	168%	126%
TABLETS   WINDOWS	0	0	0	N/A	86%
TABLETS   ANDROID	0	0	0	N/A	-23%
TABLETS   IOS	1,621	358	-434	-18%	21%
OTHER DEVICES	35	0	-6999	-100%	-88%
<b>ALL COMPUTING DEVICES</b>	<b>33,486</b>	<b>4,295</b>	<b>+9,596</b>	<b>34%</b>	<b>59%</b>

### MOBILE DEPLOYMENT

#### Wireless Device Policies at Schools (%)



### FULL-TIME EQUIVALENT (FTE) TECHNICAL SUPPORT STAFF IN UTAH SCHOOLS

