

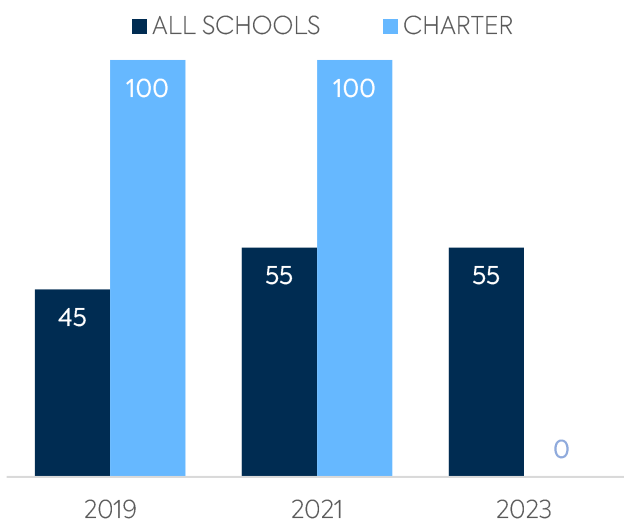
BEEHIVE SCIENCE & TECHNOLOGY ACADEMY (BSTA)

CHARTER FACTS


ENROLLMENT.....	700
NUMBER OF SCHOOLS.....	1
ESTIMATED % OF STUDENTS WITH INADEQUATE HOME INTERNET SERVICE.....	1%
% OF STUDENTS RECEIVING REMOTE INTERNET ACCESS SOLUTIONS OR SERVICE.....	1%

WI-FI NETWORK COVERAGE


Schools Where All Educational Spaces Have Wi-Fi Access (%)



AGE OF WI-FI ACCESS POINTS (%)



All Schools

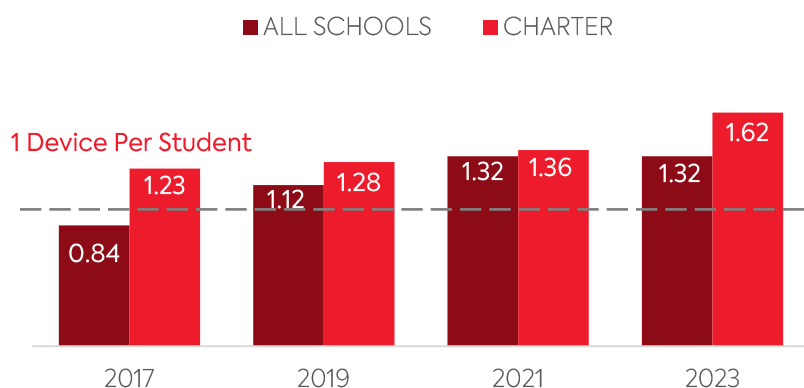


- Less Than 1 Yr. Old
- 1 Year Old
- 2 Years Old
- 3 Years Old
- 4+ Years Old
- Other, or no Wi-Fi

COMPUTING DEVICES USED IN SCHOOLS

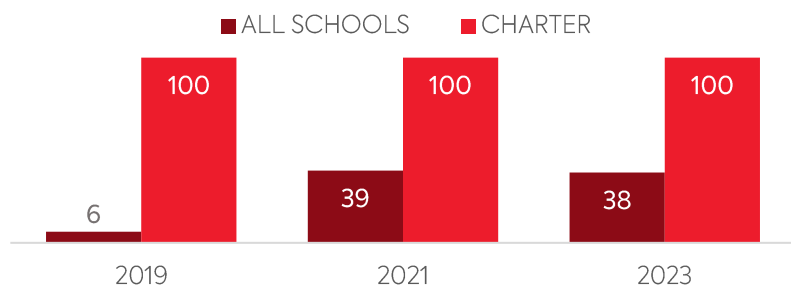
	Student Use	Teacher/Admin Use	Change in the # of Devices Since 2017	Percent Change Since 2017	Percent Change in All Schools
DESKTOPS WINDOWS OS	25	3	-19	-40%	-46%
LAPTOPS WINDOWS OS	0	3	3	N/A	99%
DESKTOPS MAC	100	20	93	344%	-43%
LAPTOPS MAC	10	96	82	342%	-3%
CHROMEBOOKS GOOGLE	2	0	2	N/A	124%
TABLETS WINDOWS	0	0	0	N/A	125%
TABLETS ANDROID	0	0	0	N/A	-27%
TABLETS IOS	1,000	93	758	226%	21%
OTHER DEVICES	0	0	0	N/A	-90%
ALL COMPUTING DEVICES	1,137	215	919	212%	53%

COMPUTING DEVICES PER STUDENT



MOBILE DEPLOYMENT

Schools With 1:1 Programs
Where Students Can Take Devices Home (%)



FULL-TIME EQUIVALENT (FTE) TECHNICAL SUPPORT STAFF IN UTAH SCHOOLS

