

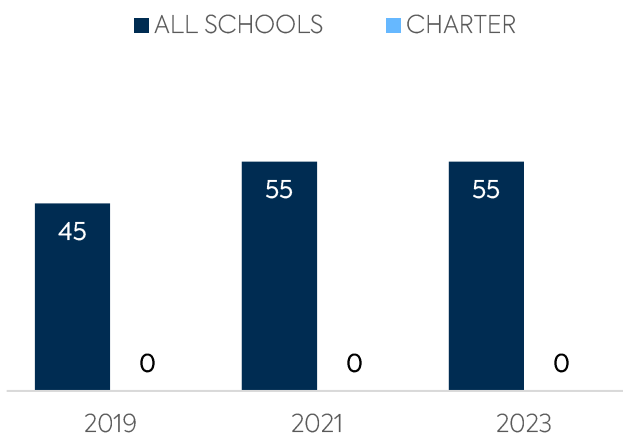
VALLEY ACADEMY

CHARTER FACTS


ENROLLMENT.....	446
NUMBER OF SCHOOLS.....	1
ESTIMATED % OF STUDENTS WITH INADEQUATE HOME INTERNET SERVICE.....	0%
% OF STUDENTS RECEIVING REMOTE INTERNET ACCESS SOLUTIONS OR SERVICE.....	0%

WI-FI NETWORK COVERAGE


Schools Where All Educational Spaces Have Wi-Fi Access (%)



AGE OF WI-FI ACCESS POINTS (%)



All Schools

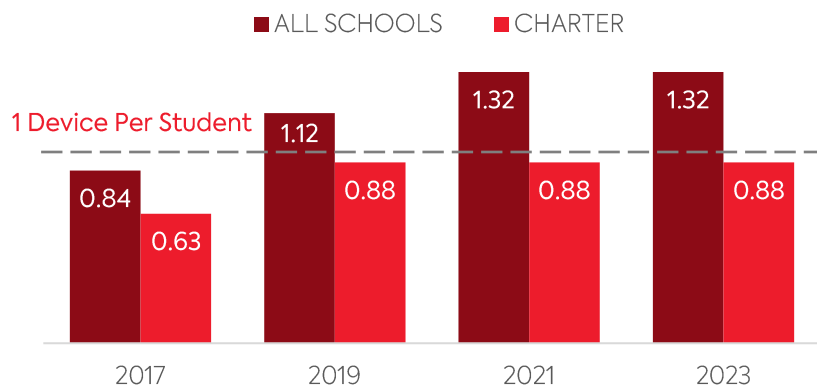


- Less Than 1 Yr. Old
- 1 Year Old
- 2 Years Old
- 3 Years Old
- 4+ Years Old
- Other, or no Wi-Fi

COMPUTING DEVICES USED IN SCHOOLS

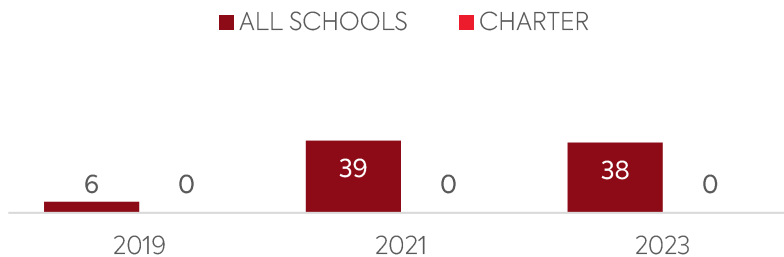
	Student Use	Teacher/Admin Use	Change in the # of Devices Since 2017	Percent Change Since 2017	Percent Change in All Schools
DESKTOPS WINDOWS OS	0	35	35	N/A	-46%
LAPTOPS WINDOWS OS	5	10	10	200%	99%
DESKTOPS MAC	0	0	0	N/A	-43%
LAPTOPS MAC	0	4	4	N/A	-3%
CHROMEBOOKS GOOGLE	0	0	0	N/A	124%
TABLETS WINDOWS	23	160	0	0%	125%
TABLETS ANDROID	0	0	0	N/A	-27%
TABLETS IOS	15	0	15	N/A	21%
OTHER DEVICES	350	0	158	82%	-90%
ALL COMPUTING DEVICES	393	209	222	58%	53%

COMPUTING DEVICES PER STUDENT



MOBILE DEPLOYMENT

Schools With 1:1 Programs Where Students Can Take Devices Home (%)



FULL-TIME EQUIVALENT (FTE) TECHNICAL SUPPORT STAFF IN UTAH SCHOOLS

