

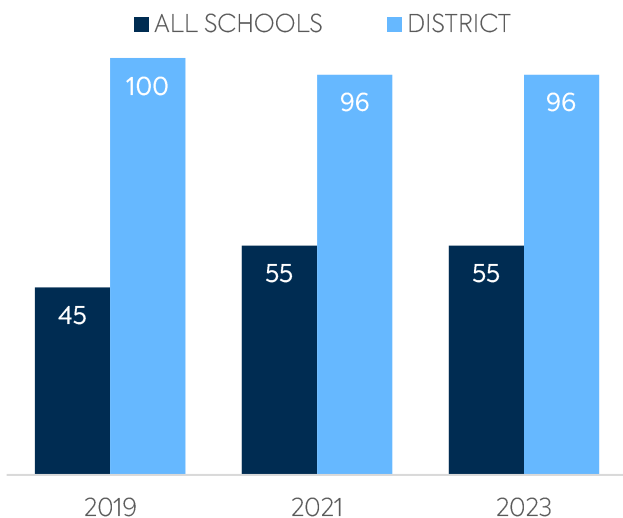
JORDAN SCHOOL DISTRICT

DISTRICT FACTS

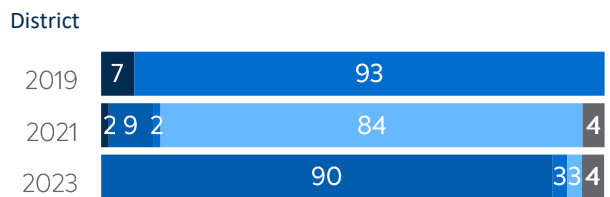
ENROLLMENT.....	57,488
NUMBER OF SCHOOLS.....	68
ESTIMATED % OF STUDENTS WITH INADEQUATE HOME INTERNET SERVICE.....	0%
% OF STUDENTS RECEIVING REMOTE INTERNET ACCESS SOLUTIONS OR SERVICE.....	0%

WI-FI NETWORK COVERAGE


Schools Where All Educational Spaces Have Wi-Fi Access (%)



AGE OF WI-FI ACCESS POINTS (%)



All Schools

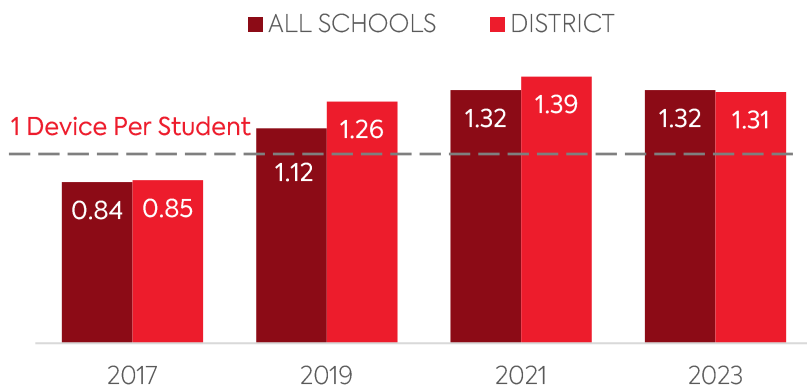


- Less Than 1 Yr. Old
- 1 Year Old
- 2 Years Old
- 3 Years Old
- 4+ Years Old
- Other, or no Wi-Fi

COMPUTING DEVICES USED IN SCHOOLS

	Student Use	Teacher/Admin Use	Change in the # of Devices Since 2017	Percent Change Since 2017	Percent Change in All Schools
DESKTOPS WINDOWS OS	2,947	594	-2,847	-45%	-46%
LAPTOPS WINDOWS OS	394	1,153	-2,257	-59%	99%
DESKTOPS MAC	619	356	-2,190	-69%	-43%
LAPTOPS MAC	557	6,057	-428	-6%	-3%
CHROMEBOOKS GOOGLE	65,832	99	42,748	184%	124%
TABLETS WINDOWS	0	0	-16	-100%	125%
TABLETS ANDROID	8	0	-9	-53%	-27%
TABLETS IOS	5,197	2,157	-2,480	-25%	21%
OTHER DEVICES	0	0	-61	-100%	-90%
ALL COMPUTING DEVICES	75,554	10,416	32,460	61%	53%

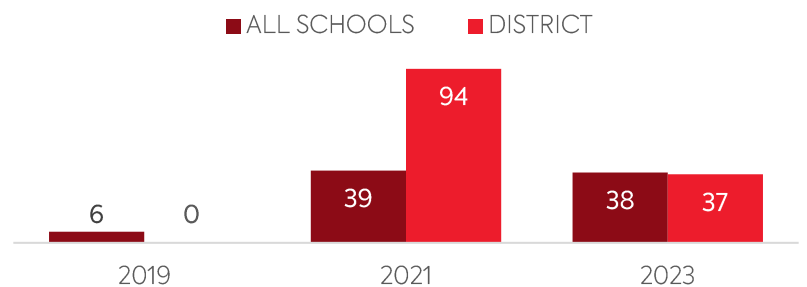
COMPUTING DEVICES PER STUDENT



MOBILE DEPLOYMENT

Schools With 1:1 Programs

Where Students Can Take Devices Home (%)



FULL-TIME EQUIVALENT (FTE) TECHNICAL SUPPORT STAFF IN UTAH SCHOOLS

Computing Devices Per FTE Technical Support Staff

Teachers Per FTE Instructional Tech Support Staff

