

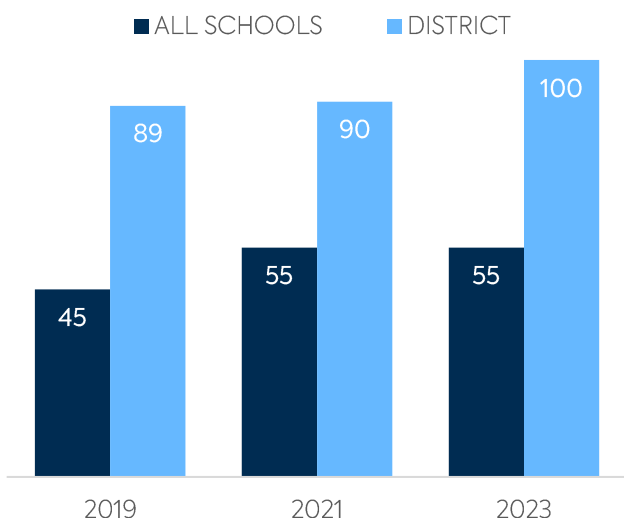
# WASATCH COUNTY SCHOOL DISTRICT

## DISTRICT FACTS


|  |       |
|--|-------|
| ENROLLMENT.....  | 9,175 |
| NUMBER OF SCHOOLS.....   | 10    |
| ESTIMATED % OF STUDENTS WITH INADEQUATE HOME INTERNET SERVICE.....       | 0%    |
| % OF STUDENTS RECEIVING REMOTE INTERNET ACCESS SOLUTIONS OR SERVICE..... | 1%    |

## WI-FI NETWORK COVERAGE


Schools Where All Educational Spaces Have Wi-Fi Access (%)



## AGE OF WI-FI ACCESS POINTS (%)



## All Schools

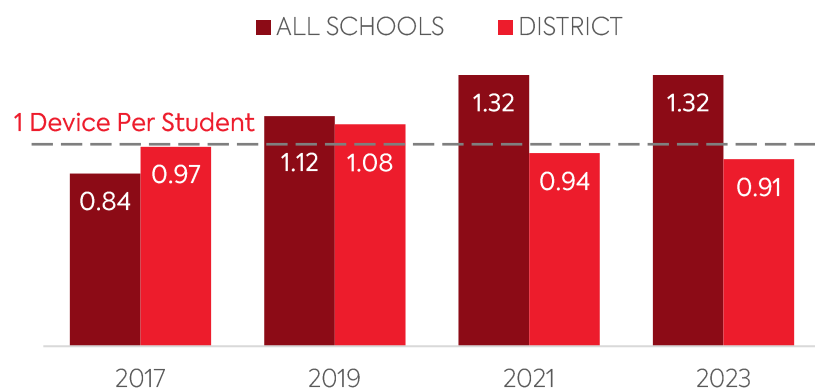


- Less Than 1 Yr. Old
- 1 Year Old
- 2 Years Old
- 3 Years Old
- 4+ Years Old
- Other, or no Wi-Fi

## COMPUTING DEVICES USED IN SCHOOLS

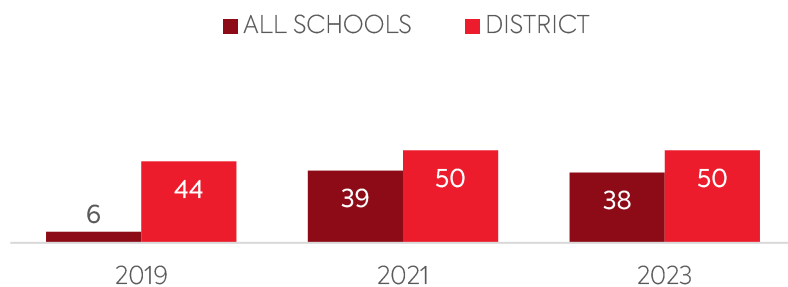
|                              | Student Use  | Teacher/Admin Use | Change in the # of Devices Since 2017 | Percent Change Since 2017 | Percent Change in All Schools |
|------------------------------|--------------|-------------------|---------------------------------------|---------------------------|-------------------------------|
| DESKTOPS   WINDOWS OS        | 40           | 62                | -180                                  | -64%                      | -46%                          |
| LAPTOPS   WINDOWS OS         | 280          | 124               | -6,490                                | -94%                      | 99%                           |
| DESKTOPS   MAC               | 96           | 22                | 2                                     | 2%                        | -43%                          |
| LAPTOPS   MAC                | 2,570        | 648               | 3,188                                 | 10,627%                   | -3%                           |
| CHROMEBOOKS   GOOGLE         | 0            | 0                 | 0                                     | N/A                       | 124%                          |
| TABLETS   WINDOWS            | 0            | 0                 | 0                                     | N/A                       | 125%                          |
| TABLETS   ANDROID            | 0            | 0                 | 0                                     | N/A                       | -27%                          |
| TABLETS   IOS                | 5,327        | 560               | 5,498                                 | 1,413%                    | 21%                           |
| OTHER DEVICES                | 0            | 0                 | 0                                     | N/A                       | -90%                          |
| <b>ALL COMPUTING DEVICES</b> | <b>8,313</b> | <b>1,416</b>      | <b>2,018</b>                          | <b>26%</b>                | <b>53%</b>                    |

## COMPUTING DEVICES PER STUDENT



## MOBILE DEPLOYMENT

Schools With 1:1 Programs  
Where Students Can Take Devices Home (%)



## FULL-TIME EQUIVALENT (FTE) TECHNICAL SUPPORT STAFF IN UTAH SCHOOLS

